


Grilles - Egg Crate Grilles

Application: Variflow eggcrate grilles are of an all aluminium construction and normally used in return air and exhaust applications.

Construction: The frame is made from an aluminium extrusion, which supports and retains the aluminium square pattern 12mm lattice core.

Standard Finish: Powder Coat White

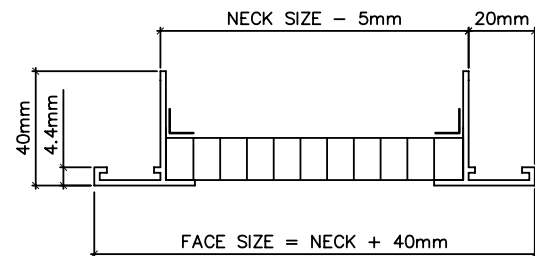


PYEC Egg Crate Grilles

Eggcrate Grille - Loose Core - Standard sizes

Code	Size (mm)
PYEC150	150 x 150
PYEC200	200 x 200
PYEC250	250 x 250
PYEC300	300 x 300
244033	350 x 350
PYEC400	400 x 400
PYEC5929	595 x 295 TBar
PYEC595	595 x 595 Face Metric T Bar

Note: Other sizes available on indent.



Performance										
Core Velocity	m/s	1.5	2.0	2.5	3.0	3.5	4.0	5.0	6.0	7.0
Static Pressure	Pa	2.8	5.0	7.8	11.2	15.3	20	31	45	61
Air Volume and Noise Rating										
150 x 150	L/s	30	40	50	60	70	80	100	120	140
200 x 100	NR					21	24	30	36	42
200 x 150	L/s	45	60	75	90	105	120	150	180	210
300 x 100	NR					23	26	32	39	45
300 x 150	L/s	68	90	113	135	158	180	225	270	315
200 x 200	NR				20	23	26	33	39	46
250 x 250	L/s	90	120	150	180	210	240	300	360	420
300 x 200	NR				20	24	27	34	40	47
300 x 300	L/s	135	180	225	270	315	360	450	540	630
600 x 150	NR			17	20	24	27	34	41	48
450 x 300	L/s	203	270	338	405	473	540	675	810	945
400 x 350	NR			18	21	25	29	36	43	50
400 x 400	L/s	240	320	400	480	560	640	800	960	1120
600 x 250	NR			19	22	26	30	37	45	52
500 x 350	L/s	270	360	450	540	630	720	900	1080	1260
600 x 300	NR			19	23	27	31	39	46	54
500 x 400	L/s	300	400	500	600	700	800	1000	1200	1400
	NR			20	24	28	31	39	47	55
600 x 400	L/s	360	480	600	720	840	960	1200	1440	1680
	NR			20	24	28	32	40	47	55
600 x 500	L/s	450	600	750	900	1050	1200	1500	1800	2100
	NR			20	24	28	32	40	48	56
900 x 400	L/s	540	720	900	1080	1260	1440	1800	2160	2520
	NR			20	24	28	32	41	49	57
750 x 600	L/s	675	900	1125	1350	1575	1800	2250	2700	3150
	NR			21	25	29	33	41	49	57
900 x 600	L/s	810	1080	1350	1620	1890	2160	2700	3240	3780
	NR			21	25	29	33	42	50	58
1200 x 500	L/s	900	1200	1500	1800	2100	2400	3000	3600	4200
	NR			21	25	30	34	42	51	59
1200 x 600	L/s	1080	1440	1800	2160	2520	2880	3600	4320	5040
	NR			21	26	30	34	43	51	60

Nominal Size-Millimetres
Static Pressure-Pascal

Air Volume-Litres per second

Core Velocity-Metres per second

Continued on next page

Due to a policy of continuous development, prices and specifications are subject to change without notice.

Christchurch

264 Annex Road

Riccarton 03 343 6184

Wellington

15 Te Puni Street

Petone 04 566 7969

Auckland

6 Stanway Place

Penrose 09 579 3257

0800 SMOOTH (0800 766 684)

www.smooth-air.co.nz


sales@smooth-air.co.nz

Grilles - Egg Crate Grilles (continued)

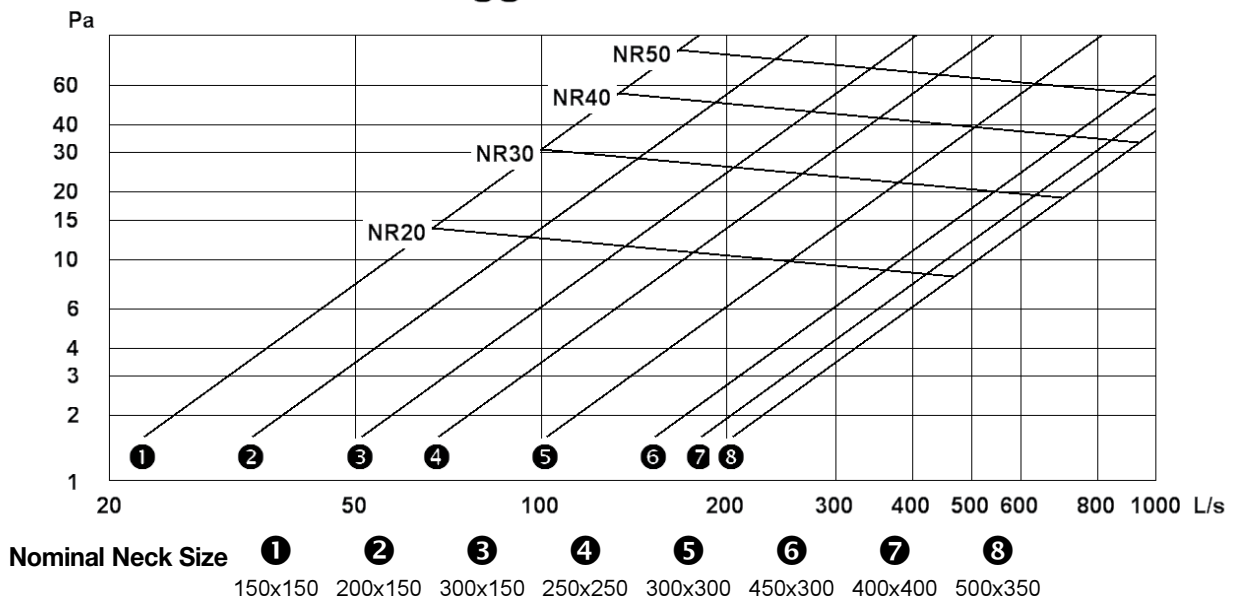
Recommended Noise Levels

Typical Applications	Noise Rating NR
Bedroom / Auditorium	25-30
Private Office	35-40
General Office	40-45
Light Industrial	50-60

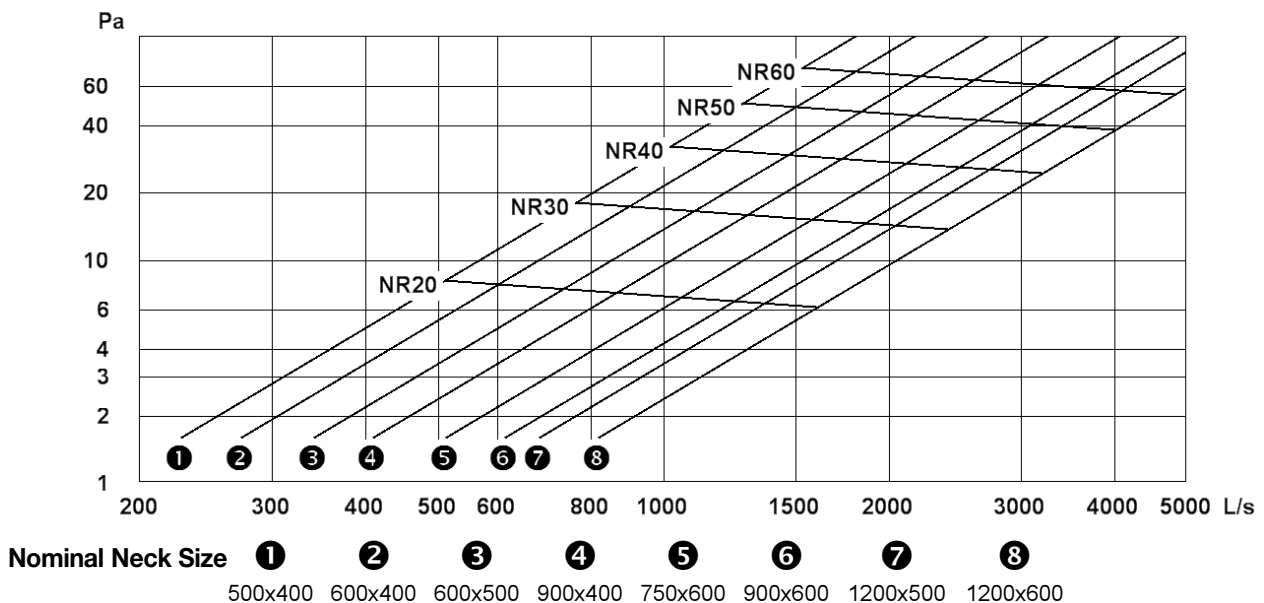
Design NR values based on AIRAH DA2, Noise Control



Egg Crate Grilles



Grilles- Return Air



Due to a policy of continuous development, prices and specifications are subject to change without notice.

Christchurch

264 Annex Road

Riccarton 03 343 6184

Wellington

15 Te Puni Street

Petone 04 566 7969

Auckland

6 Stanway Place

Penrose 09 579 3257

0800 SMOOTH (0800 766 684)

www.smooth-air.co.nz

sales@smooth-air.co.nz

Grilles - Hinged Filter Egg Crate Grilles

- Hinged - removable core, return air grille with filter.
- Aluminium lightweight construction.
- 12mm cubed lattice core eggcrate in extruded frame.
- Removable filter for easy cleaning.
- Ceiling or wall mounted
- Powder coated white. POA for other colours.

Egg Crate Return Air Grille with Hinged Filter

Code	Size (mm) (Neck)
PYHF300	300 x 300
PYHF400	400 x 400
PYHF595	595 x 595 Face Metric T Bar
PYHF600/300	600 x 300
PYHF600/400	600 x 400
PYHF600/450	600 x 450
PYHF700/400	700 x 400
PYHF750/400	750 x 400
PYHF750/550	750 x 550
PYHF900/400	900 x 400
PYHF1195	1195 x 595 Face Metric T Bar


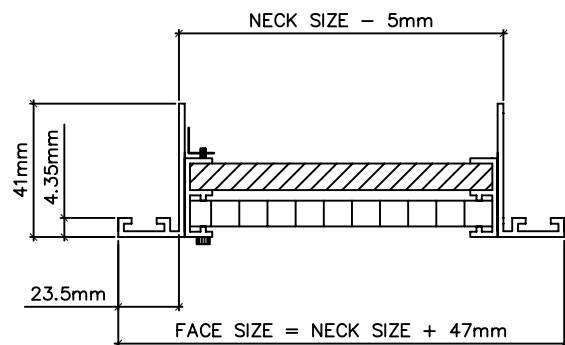
Note: Other sizes available on indent.

Nominal Neck Size	Core Area sqm	Air Flow (L/s) for Core Velocity			
		1.5 m/s	1.75 m/s	2 m/s	2.5 m/s
300 x 300	0.053	79	93	106	132
400 x 350	0.092	139	162	185	231
500 x 350, 600 x 300	0.120	181	211	241	301
500 x 400, 450 x 450	0.142	213	248	284	355
600 x 400, 500 x 450	0.175	262	306	350	437
600 x 500, 750 x 400	0.228	342	399	456	570
900 x 400, 600 x 600	0.274	411	479	548	685
750 x 600	0.360	541	631	721	901
1200 x 400	0.373	559	653	746	932
900 x 600, 1200 x 450	0.440	660	770	880	1,100
1200 x 500	0.486	729	850	972	1,215

TEST FIGURES		
Media type	TM50	TM30
Face velocity	1.75m/s	1.78m/s
Arrestance #4 Dust	72.8%	60.5%
Initial Resistance	20 Pa	13 Pa
Dust holding capacity	16.7kg/m ³ @ 62Pa	1.4kg/m ³ @ 39 Pa




Return Air Grille with Hinged Filter PYHF

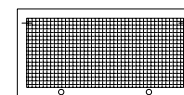


Return Air Grille with Hinged Filter PYHF

Note: Not all sizes are stocked, the rest are available on indent



Standard grilles are hinged on the short side



Alternatively, if required, the grille can hinge on the long side (needs to be specified at time of ordering). These will be made to order on indent.

Notes:

Select grille size to suit filter face velocity. Filter performance at velocity greater than 1.8m/s is not guaranteed.

Due to a policy of continuous development, prices and specifications are subject to change without notice.

Christchurch

264 Annex Road

Riccarton 03 343 6184

Wellington

15 Te Puni Street

Petone 04 566 7969

Auckland

6 Stanway Place

Penrose 09 579 3257

0800 SMOOTH (0800 766 684)

www.smooth-air.co.nz

sales@smooth-air.co.nz