


## Manufactured Items

Smooth-Air Product's full workshop can manufacture many duct and other items to order. Please enquire.




Workshop

Manufactured



Large Plenum



Large roof cowl



Big square duct



Lobster / 90° bend



Transition



Transition



Bender



Large round duct fittings



Large round duct BTO



Large EDH



Transition



Big square duct with transitions

Due to a policy of continuous development, prices and specifications are subject to change without notice. Trade prices exclude GST. RRP prices are recommended retail and include 15% GST.

### Christchurch

264 Annex Road

Riccarton 03 343 6184

### Wellington

15 Te Puni Street

Petone 04 566 7969

### Auckland

6 Stanway Place

Penrose 09 579 3257

0800 SMOOTH (0800 766 684)

www.smooth-air.co.nz

sales@smooth-air.co.nz

## Automated Duct Manufacturing Facility

code: NSman...

As part of our continued efforts to provide premium service to the HVAC industry, we have recently taken the following initiatives:

- installed the following Automated Duct Machine
- we now stock Doby 20mm and 30mm Flange System
- we now stock Doby Aerofoil Turning Vane and Rail

This allows us to provide even more competitively priced duct systems.

## Autofold 516 Automated Ducting Machinery



The **Autofold 516** duct processing coil line offers the ability to use 1219mm or 1524mm width coil, to be manufactured into 1227mm or 1532mm length duct when fitted with Doby flange.

The machine can produce:

- Flat section
- "L" section
- "U" section
- Fully folded box sections

### Seam Type

- Unit has automatic Pittsburgh Lock seam as a final stage
- Snap lock seams can also be separately produced

### Gauges


- 0.6mm (24#) (nom. < 450sq)
- 0.8mm (22#) (nom. < 750sq)
- 1.0mm (20#) (nom. < 1000sq)
- 1.2mm (18#) (nom. > 1000sq)
- 1.6mm (16#) by special arrangement & min qty

### Sizes

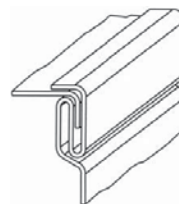
- Minimum fully folded box section 150sq
- Max duct section limited to material handling capability

### Features & Benefits

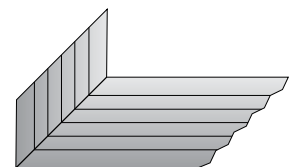
- Duct has bead reinforcing, this can be deactivated if required
- If distance to site is an issue, duct can be supplied in 2x L sections with Snap Lock seams to minimise freight volume and allow easy assembly on site.



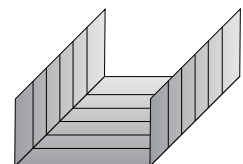
Flat



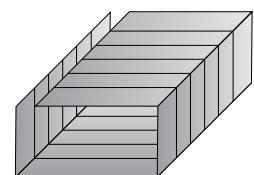
Pittsburgh lock seam



L section



U section



Fully folded box

Due to a policy of continuous development, prices and specifications are subject to change without notice. Trade prices exclude GST. RRP prices are recommended retail and include 15% GST.

#### Christchurch

264 Annex Road

Riccarton 03 343 6184

#### Wellington

15 Te Puni Street

Petone 04 566 7969

#### Auckland

6 Stanway Place

Penrose 09 579 3257

0800 SMOOTH (0800 766 684)

www.smooth-air.co.nz

sales@smooth-air.co.nz